



# OPERATIONS SAFETY & TRAINING UPDATE

**Operations & Safety Committee  
November 20, 2024**



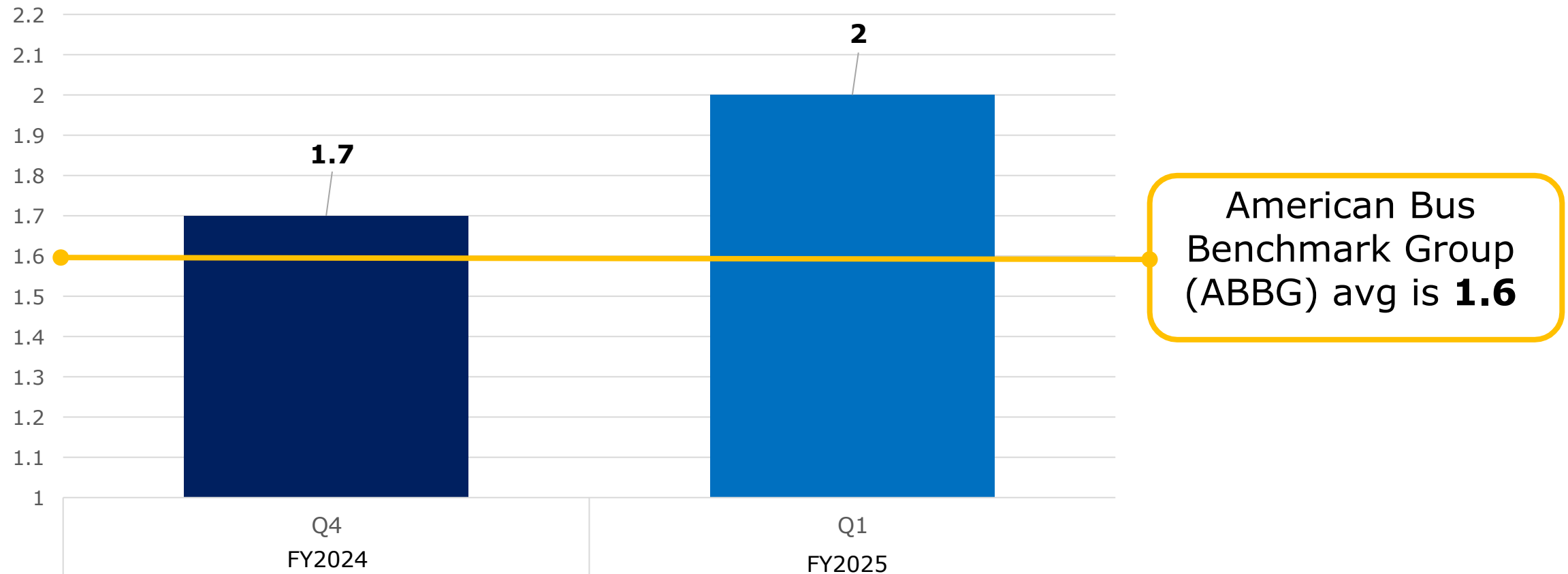
# OVERVIEW

## Operations and Safety Data

- Preventable Accidents Per 100,000 Miles
- Mitigation Measures for Preventable Accidents
- Injury Frequency Rate (IFR) Per 200,000 hours
- Mitigation Measures for Injuries
- Training Update

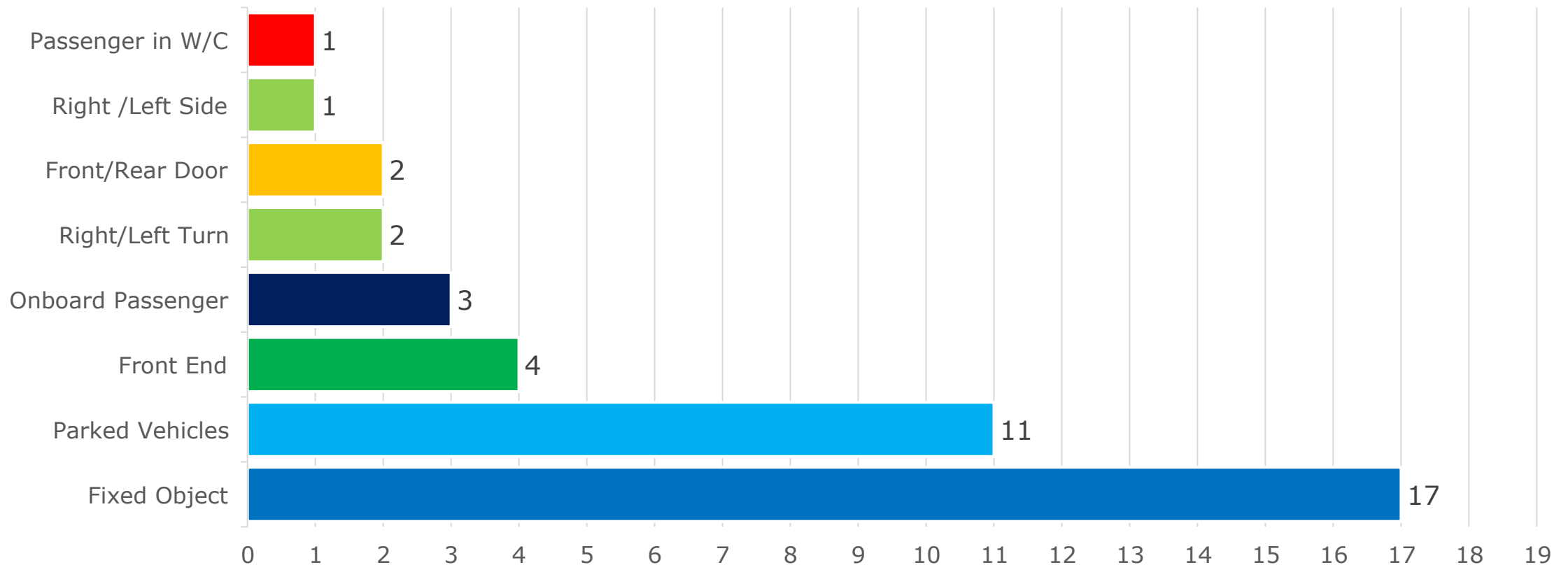
# PREVENTABLE ACCIDENT FREQUENCY PER 100,000 MILES

Accident Frequency RATE PER **100KMILES**



# DATA ANALYSIS FOR PREVENTABLE ACCIDENTS

## Accidents Types **FY2025 Q1**



# MITIGATION MEASURES FOR PREVENTABLE ACCIDENTS

## Safety Ride Checks

- New Hires Monthly Assessment (6 month)
- Annual Evaluation and Coaching (Post Probation)

## Preventable Accidents Refresher Training


- Accident Workshops / Annual Training Certificate Renewal

## **NEW** Safety Announcements/ Targeted Safety Campaigns

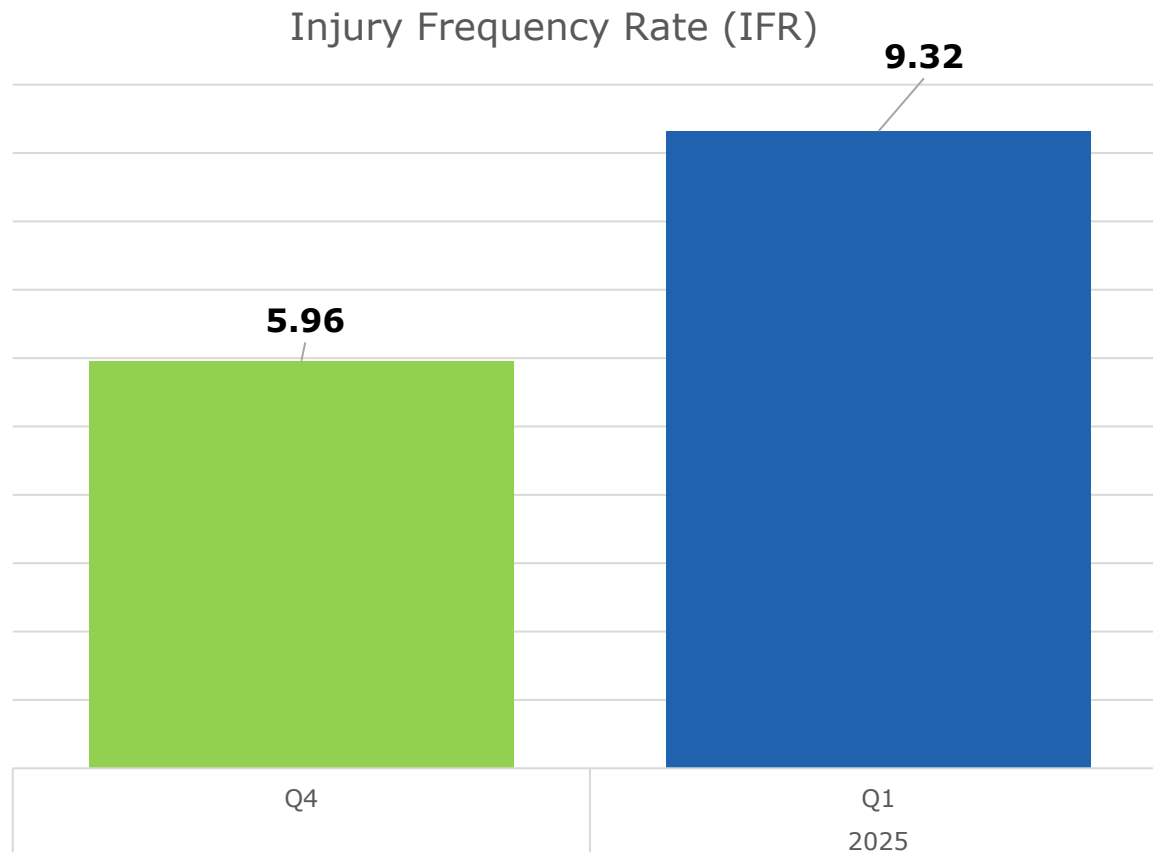
- Correcting Unsafe Behavior

## **NEW** Training Program Restructure

- Behind-the-Wheel Training Timeline Extended



# INJURY FREQUENCY RATES PER 200,000 WORK HOURS



RATE PER **200K Hours**  
FY25 Target 20.0

- **Injury Prevention Measures**
  - Practice 3 Points of Contact
  - Ongoing Barrier Door Training
  - Proper Driving Ergonomics
  - Aware of Surroundings
  - Agencywide Monthly Safety Newsletters



# TRAINING AND DEVELOPMENT

## Annual Training Certificate Renewal Classes

- 20 Classes Held
- 104 Operators Attended

## Safety Ride Checks

- 69 Safety Ride Checks Completed

## Accident Prevention Workshops

- 31 Operators Retrained

## Return to Work Training

- 15 Operators Returned to work (More than 30 days off)

## **NEW** Mentorship Program


- 11 Mentors Selected
- 32 Mentees have been assigned (**15 new mentees**)

## **NEW** Student Coach Operator Training Completed

- 55 Coach Operators Graduates (1st quarter)

## **NEW** Additional Coach Operator Instructors (COI)

- Increase the number of COI's to Support Training Efforts





# THANK YOU